



# Snap Survey: What do you and your pupils have in common?

A step-by-step guide for tutors

## What's in this guide

<b>1. How Snap Survey works</b>	<b>1</b>
What is it?	2
What you need to do	2
<b>2. FAQ</b>	<b>4</b>
<b>3. The science behind Snap Survey</b>	<b>5</b>





# 1. How Snap Survey works

## What is it?

A short activity to help tutors and pupils find out what they have in common.

It's designed to improve pupil-tutor relationships. Here's what it looks like.

### Snap Survey: What do you and your pupils have in common?



*You and your pupils after you've done the activity. It will take about 5 minutes.*

1 - Quick fire questions about you

Would you say your hobbies are mainly:

- Creative 🎨
- Sporty 🏃
- Social 🍷

Click [here](#) to get started.

[Here](#) is a 2-minute video with everything you need to know.

## What you need to do

There are 6 short steps in the process. To start, you'll need to spend 5 minutes doing the activity by yourself. After that, everything happens in tutoring sessions.

Ideally, you should complete this activity in your first session with a new pupil, but you can also do it later in the cycle - it's up to you!



## Step

## What it looks like

**Step 1:** Tutor takes the survey.

- 24 rapid-fire questions about you.
- Takes about 5 minutes.
- Click [here](#) to do it now.
- You may need to check your 'Junk' inbox for your magic sign-in link.



**Step 2:** Send your pupils the survey at the start of a tutoring session.

- Use the personalised link you will see when you complete it.
- You'll also receive an email with your personalised link (check your 'Junk' folder too).



**Step 3:** Ask your pupils to take the survey.

- They will select a 'student codename' before answering so you can identify them. This should not be their real name.
- They then answer exactly the same questions as you did.



**Step 4:** You'll both get a notification with up to 5 things you have in common.


- You'll get an instant email linking each pupil to their codename (make sure you have a note of these so you can identify them later). They'll see it on screen.
- Pupils will be asked a couple of final survey questions to reflect on the things you have in common.



**Step 5:** Strike up a conversation about it.

- Start with some 'would you rather' questions

Snap Survey: What do you and your pupils have in common?



You and your pupils after you've done the activity. It will take about 5 minutes.

1 - Quick fire questions about you

Would you say your hobbies are mainly:


Creative 🎨

Sporty 🏃

Thanks for completing the survey

You can now ask your pupils to complete the survey by giving them the following link : \_\_\_\_\_

Snap Survey: What do you and your tutor have in common?



You and your tutor after you've done the activity. It will take about 5 minutes.

Enter a codename for yourself - this should not be your real name. You'll share this with your tutor so they can identify you

Apple

1 - Quick fire questions about you

**Your results**

Thanks for completing the survey! Here are some of the things you and your tutor have in common:

- You both speak Urdu
- You've both watched The Masked Singer
- You listed Geography as your favourite subject(s) at school
- You would both give away free tickets rather than go to any sporting events!
- You both know someone who has had a Covid vaccine

We hope you enjoyed the activity. A couple of final questions to finish off.

Which of the things you have in common surprised you most?

You both speak Urdu

You've both watched The Masked Singer

This is up to you!



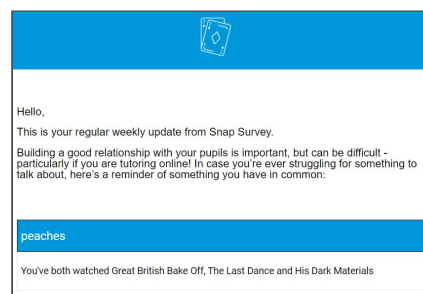
(see below) while you're waiting for the email. It's more interesting if you disagree about these!

- After that, there are lots of different directions you could take things. Ask a few follow-ups and learn a bit more about your pupils.



### Step 6: Reminders

- You'll get a weekly email for up to 5 weeks with a reminder of what you have in common with each of your pupils. You can unsubscribe at any time.
- Try dropping these into your next tutoring session. Are there ways that you can tailor the lesson content to your pupils' interests?



### Start the discussion with some of the 'would you rather' questions

1. Would you rather turn into a...?
  - Dog 🐕
  - Cat 🐱
2. For the rest of your life, would you rather eat:
  - Pizza for every breakfast 🍕
  - Cereal for every dinner 🥣

## 2. FAQ

### Q1: What do I do if the Snap Survey website isn't working?

Email [snapsurvey@bi.team](mailto:snapsurvey@bi.team) to let us know. Please include a detailed description of the problem, ideally with screenshots.

### Q2: I didn't receive the email with my personalised link. What do I do?

Check your 'Junk' inbox - it might be in there. You can also access the link at the very end of the survey. If you're still having problems, email [snapsurvey@bi.team](mailto:snapsurvey@bi.team) to let us know.

**Q3: Why can't my pupils use the codename they've chosen?**

Each codename can only be used once - someone else has probably taken it. Ask them to try another!

**Q4: I am getting an error message when I try to submit the survey. What do I do?**

This might be because you haven't answered enough questions. You need to answer at least 10 to give a good chance of finding some similarities. If you're still having problems, email [snapsurvey@bi.team](mailto:snapsurvey@bi.team) to let us know.

**Q5: What happens if the survey says we have nothing in common?**

It almost certainly won't. With 24 questions and multiple answer options, it's very unlikely that you would have nothing in common.

If you have really bad luck, turn it to your advantage! Try an activity in your tutoring session where you and your pupils brainstorm some things you do have in common.

**Q6: One of my pupils didn't engage very well with the activity. Do I have to carry on using it with others?**

Yes, please carry on using it. Everyone's different, and just because one pupil wasn't a fan of the activity does not mean everyone will agree.

**Q7: One of my pupils didn't engage very well with the activity. Should I carry on mentioning the similarities to them?**

Use your best judgment, but in this case it might be safer not to.

**Q8: My pupils are in primary school - are they too young to use it?**

The survey is designed for all age groups. But if you feel it would not work with younger pupils, you don't need to use it.

**Q9: Do you have to answer every question?**



No, all the questions are optional and you can skip any if you prefer. But there is a requirement to answer at least 10, to make sure the survey has enough to find the things you have in common.

### Q10: Who will see our answers?

Nobody other than you and your pupils.

## 3. The science behind Snap Survey

Snap Survey is about drawing out the things that tutors and pupils have in common.

Lots of evidence suggests that we tend to like people more if we think that they are similar to us. Pupils who feel they have things in common with their teachers are more positive about education, and get better results.

A study in the US found that an activity like this improved teachers' and pupils' feelings of similarity about one another, and also seemed to improve pupils' grades.<sup>1</sup>



For questions or more information:

[snapsurvey@bi.team](mailto:snapsurvey@bi.team)

---

<sup>1</sup> Gehlbach, H., Brinkworth, M. E., King, A. M., Hsu, L. M., McIntyre, J., & Rogers, T. (2016). Creating birds of similar feathers: Leveraging similarity to improve teacher–student relationships and academic achievement. *Journal of Educational Psychology*, 108(3), 342–352.