



Snap Survey: What do you and your pupils have in common?

A step-by-step guide for tutors

What's in this guide

1. How Snap Survey works	1
What is it?	2
What you need to do	2
2. FAQ	4
3. The science behind Snap Survey	6





1. How Snap Survey works

What is it?

A short activity to help tutors and pupils find out what they have in common.

It's designed to improve pupil-tutor relationships. Here's what it looks like.

Snap Survey: What do you and your pupils have in common?



You and your pupils after you've done the activity. It will take about 5 minutes.

1 - Quick fire questions about you

Would you say your hobbies are mainly:

- ☐ Creative 🎨
- ☐ Sporty 🏃
- ☐ Social 🍷

Click [here](#) to get started.

[Here](#) is a 2-minute video with everything you need to know.

What you need to do

There are 6 short steps in the process. To start, you'll need to spend 5 minutes doing the activity by yourself. After that, everything happens in tutoring sessions.


Ideally, you should complete this activity as early on in the sequence of sessions as possible - Snap Survey is designed to be used in the first session.



Step

What it looks like

Step 1: Tutor takes the survey.

- Select whether your pupils are 'primary - year 5/6' or 'secondary' age.
- 21 rapid-fire questions about you.
- Takes about 5 minutes.
- Click [here](#) to do it now.
- You may need to check your 'Junk' inbox for your magic sign-in link.
- Don't like a question? You can remove any you don't want pupils to answer by clicking the  icon.



Step 2: Send your pupils the survey at the start of a tutoring session.

- Use the personalised link you will see when you complete it.
- You'll also receive an email with your personalised link (check your 'Junk' folder too).



Step 3: Ask your pupils to take the survey.

- They then answer exactly the same questions as you did.
- Pupils' first language isn't English? No problem - they can change the language in the top right corner (the most common additional languages are supported).



Step 4: You'll both get a notification with up to 5 things you have in common.

- You'll get an instant email and pupils will see it on screen.
- Pupils will be asked a couple of final survey questions to reflect on the things you have in common.



Snap Survey: What do you have in common with your tutees?




You and your tutees after you've done the activity. It will take about 5 minutes.

1 - Quick Fire

Would you say your hobbies are mainly:

☐ Creative 




Thanks for completing the survey

You can now ask your pupils to complete the survey by giving them the following link :

<https://bit-snapsurvey-v2.herokuapp.com/studentsurvey/9q529fh7tc>

Snap Survey: What do you and your tutor have in common? English ▾



You and your tutor after you've done the activity. It will take about 5 minutes.

Enter your name - this will be shared with your tutor so they can identify you.

This field is mandatory

1 - Quick Fire

Your results

Thanks for completing the survey! Here are some of the things you and your tutor have in common:

- You both speak Urdu
- You've both watched The Masked Singer
- You listed Geography as your favourite subject(s) at school
- You would both give away free tickets rather than go to any sporting events!
- You both know someone who has had a Covid vaccine

We hope you enjoyed the activity. A couple of final questions to finish off.

Which of the things you have in common surprised you most?

☐ You both speak Urdu

☐ You've both watched The Masked Singer

**Step 5:** Strike up a conversation about it.

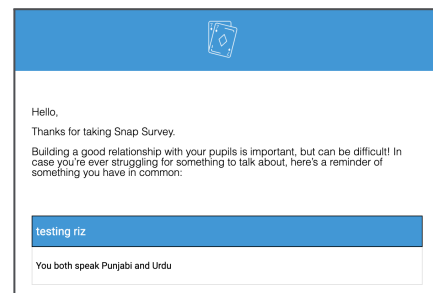
- Start with some 'would you rather' questions (see below) while you're waiting for the email. It's more interesting if you disagree about these!
- After that, there are lots of different directions you could take things. Ask a few follow-ups and learn a bit more about your pupils.



This is up to you!

Step 6: Reminders

- You'll get a weekly email for up to 5 weeks with a reminder of what you have in common with each of your pupils. You can unsubscribe at any time.
- Try dropping these into your next tutoring session. **Are there ways that you can tailor the lesson content to your pupils' interests?**

**Start the discussion with some of the 'would you rather' questions**

1. Would you rather turn into a...?
 - Dog 🐕
 - Cat 🐱
2. For the rest of your life, would you rather eat:
 - Pizza for every breakfast 🍕
 - Cereal for every dinner 🥣



2. FAQs

Q1: What do I do if the Snap Survey website isn't working?

Email snapsurvey@bi.team to let us know. Please include a detailed description of the problem, ideally with screenshots.

Q2: I didn't receive the email with my personalised link. What do I do?

Check your 'Junk' inbox - it might be in there. You can also access the link at the very end of the survey. If you're still having problems, email snapsurvey@bi.team to let us know.

Q4: I am getting an error message when I try to submit the survey. What do I do?

This might be because you haven't answered enough questions. You need to answer at least 10 to give a good chance of finding some similarities. If you're still having problems, email snapsurvey@bi.team to let us know.

Q5: What happens if the survey says we have nothing in common?

It almost certainly won't. With 21 questions and multiple answer options, it's very unlikely that you would have nothing in common.

If you have really bad luck, turn it to your advantage! Try an activity in your tutoring session where you and your pupils brainstorm some things you do have in common.

Q6: One of my pupils didn't engage very well with the activity. Do I have to carry on using it with others?

Yes, please carry on using it. Everyone's different, and just because one pupil wasn't a fan of the activity does not mean everyone will agree.

Q7: One of my pupils didn't engage very well with the activity. Should I carry on mentioning the similarities to them?

Use your best judgement, but in this case it might be best not to.

**Q8: Some of my pupils speak English as an Additional Language - is it possible for them to complete the activity in their own language?**

Yes! Pupils are able to answer the survey in Polish, Panjabi, Urdu, Bengali, Gujarati, Arabic, Portuguese, Romanian, Turkish. As the tutor, you will still receive details of your similarities with pupils in English.

Q9: Do you have to answer every question?

No, all the questions are optional and you can skip any if you prefer. But there is a requirement to answer at least 10, to make sure the survey has enough information to almost certainly find the things you have in common.

Q10: Who will see our answers?

Nobody other than you and your pupils.

Q11: I don't think a question is appropriate for my pupils - can I remove it?

Yes! If you would rather pupils didn't answer a particular question, you can click the 'bin' icon when you complete the survey. The survey that pupils then complete will not include that question.

Q12: My pupils are younger than Year 5 - can I still use it?

The primary survey has been designed for use by Year 5 and 6 primarily, but you are free to use it with younger pupils if you would like. Remember you can easily remove any questions that you would rather your pupils did not answer.



3. The science behind Snap Survey

Snap Survey is about drawing out the things that tutors and pupils have in common.

Lots of evidence suggests that we tend to like people more if we think that they are similar to us. Pupils who feel they have things in common with their teachers are more positive about education, and get better results.

This activity was trialled across four tutoring organisations as part of the National Tutoring Programme 2020/21 and found that Snap Survey increased pupils' attendance at tutoring sessions by 4.2 percentage points: pupils attending a 15 hour tuition block attended an additional 0.5 sessions, on average. See the full report [here](#). Another study in the US found that an activity like this improved teachers' and pupils' feelings of similarity about one another, and also seemed to improve pupils' grades.¹



For questions or more information:

snapsurvey@bi.team

¹ Gehlbach, H., Brinkworth, M. E., King, A. M., Hsu, L. M., McIntyre, J., & Rogers, T. (2016). Creating birds of similar feathers: Leveraging similarity to improve teacher–student relationships and academic achievement. *Journal of Educational Psychology*, 108(3), 342–352.